

# Drawered Pizza Prep. Tables – EPP Series

## Side Mounted Condensing Unit



EPPR1-D2



EPPR2-D2



EPPR2-D4



EPPR3-D2



EPPR3-D4

### Cabinet Construction

- Heavy duty stainless steel interior / exterior with rounded corners for a hazard-free workspace.
- Open spaced interior with no walls between cabinet compartments.
- Vented stainless steel panel between top pan area and cabinet catches food debris.
- 16 gauge, high quality stainless steel worktop, lid and hood.
- Galvanized steel bottom and rear.
- 2.5" thick high density polyurethane insulation.
- Four 5" swivel casters with locks on front set (six casters for models EPPR3-D2 and EPPR3-D4). Leg stabilizers standard for all models.

### Refrigeration System

- Side mounted, self-contained and fully detachable Blizzard R290 condensing unit uses environmentally friendly, EPA-compliant R290 refrigerant with zero (0) Ozone Depletion Potential (ODP) and three (3) Global Warming Potential (GWP). Blizzard R290 is easily replaceable and requires no on-site brazing.
- Electronically commutated (ECM) fan motors achieve rapid cooling with less energy consumption.
- Full-length air duct ensures optimal cold air circulation.
- Time-initiated and temperature-terminated auto defrost cycle for seamless operation.
- Large capacity, corrosion-resistant condenser and evaporator coils.
- Self-maintaining, energy-efficient condensate drain pan requires no external drains or electric heaters.
- High performance, auto-reverse condenser fan motor supports compressor ventilation and condenser coil cleaning.
- Pressure relief devices allow rapid cabinet re-entry.
- Pre-wired and ready to plug, 115V/60Hz/1Ph, NEMA 5-15P.

### Doors & Drawers

- Heavy duty stainless steel interior / exterior.
- 2.5" thick high density polyurethane insulation.
- Frame heaters prevent exterior moisture build up.
- Thick gauge, stainless steel frames with low-friction ball bearings.
- Self-closing door with adjustable torsion system for a positive seal.
- Snap-in magnetic gaskets for ease of cleaning.
- High strength, recessed handles.

### Preparation Area

- NSF certified polycarbonate 6" deep pans (see table for quantity).
- 1/2" thick, foam insulated lid keeps top pan area cold and prevents moisture build-up.
- 19 1/4" deep cutting board is removable for ease of cleaning.

### Shelving

- Epoxy coated, steel wire shelves for applicable models (see table).
- Height adjustable stainless steel clips.

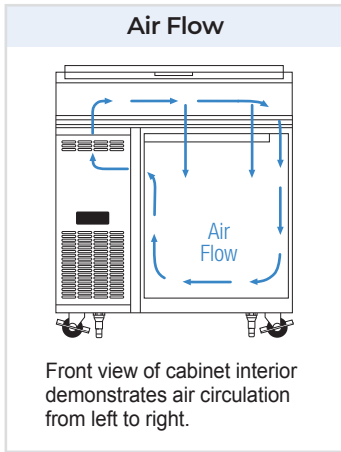
### Temperature Control

- Multi-function digital controller with easy to read LED display.
- Factory preset temperature, 35°F. Temp-set range from 33°F to 54°F.
- Audible overheat protection alarm for compressor and condenser coil.

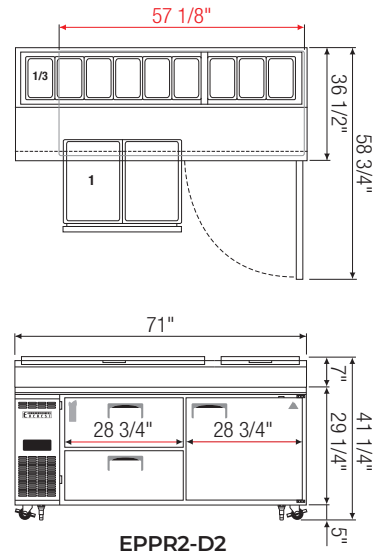
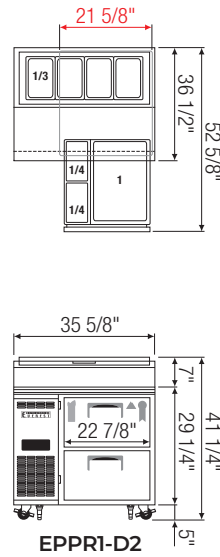
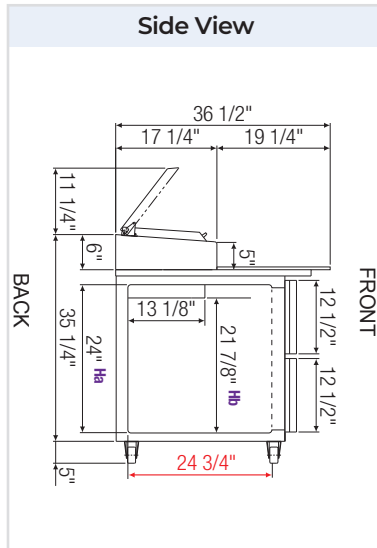
### Options

- NSF certified stainless steel double overshef.
- Additional shelving.
- 3" swivel casters with locks.
- 3.5" – 6" height-adjustable and interchangeable legs.

↔ = Interior Dimensions   ← → = Exterior Dimensions



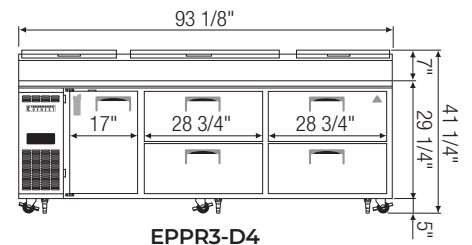
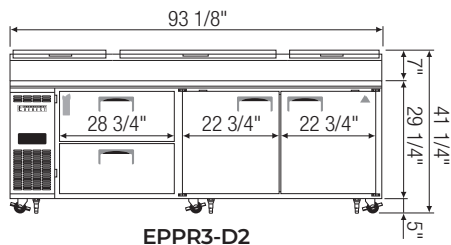
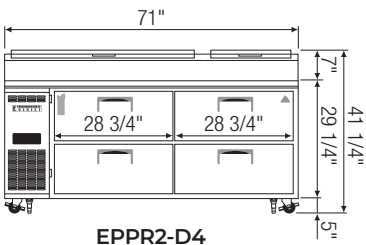
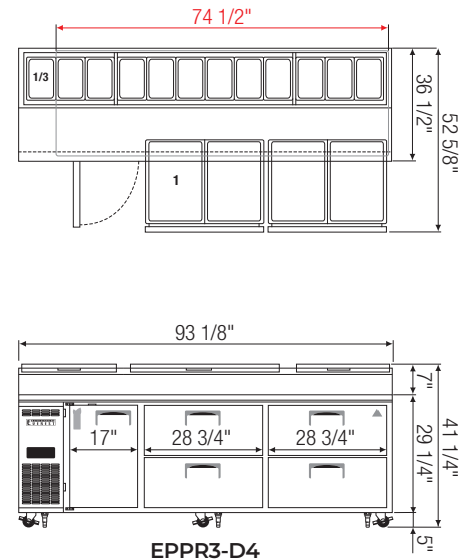
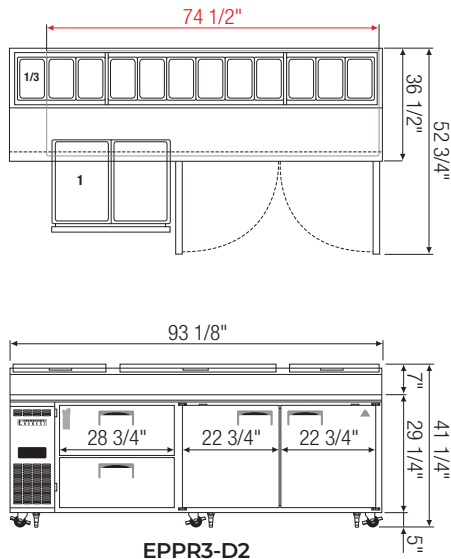
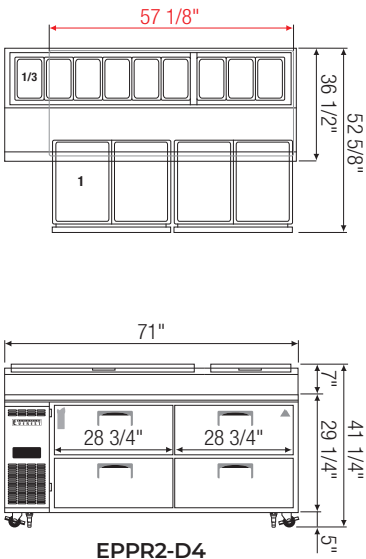
ⓘ Equipped with 9 ft long NEMA 5-15P plug.



**ABS Legs**



Standard adjustable stainless steel clad ABS legs provide extra stability when opening and closing door.



Model	Ref/ Frz/ Dual	# of Doors	Capacity† (Cu. Ft.)	HP	Refrigerant	# of Shelves	# of Pans (Top)	# of Pans (Drawer)	Power (V-Hz-Ph)	Amps	Crated Weight (LBS)	Exterior Dimensions (Inches)		
												L	D <sup>a</sup>	H <sup>*</sup>
EPPR1-D2	Ref	2(DR)	9	1/3	R290	N/A	1/3 X 4	1 x 2 1/4 x 4	115-60-1	2.5	314	35 5/8	36 1/2	36 1/4
EPPR2-D2	Ref	1(D) 2(DR)	23	1/3	R290	2	1/3 X 9	1 x 4	115-60-1	2.5	492	71	36 1/2	36 1/4
EPPR2-D4	Ref	4(DR)	23	1/3	R290	N/A	1/3 X 9	1 x 8	115-60-1	2.5	494	71	36 1/2	36 1/4
EPPR3-D2	Ref	2(D) 2(DR)	30	1/3	R290	4	1/3 X 12	1 x 4	115-60-1	2.5	665	93 1/8	36 1/2	36 1/4
EPPR3-D4	Ref	1(D) 4(DR)	30	1/3	R290	2	1/3 X 12	1 x 8	115-60-2	2.5	665	93 1/8	36 1/2	36 1/4

\* Height does not include 5" for casters; height includes top lid and handle.

<sup>a</sup> Depth includes 19 1/4" cutting board.

† Drawer pans are not included.

Ha, Hb Interior Height

Specifications subject to change without notice.

Product dimensions are for general purposes and not absolute value. Product capacity (†) is calculated based on standard industry figures. Slight variations may exist. If dimensions and capacity are critical, please contact Everest Refrigeration.

Ref = Refrigerator | (DR) = Drawer | (D) = Door