




Toll Free: 855-855-0399 Email: info@atosausa.com

www.atosa.com | www.atosausa.com

California, Colorado, Florida, Georgia, Illinois, New Jersey, Ohio, Texas, Washington

# Atosa Smart-Touch Combi Ovens



## FEATURES

- 10" Smart Touch Screen - Large cooking process icons with clear, colorful and vibrant graphics
- Chef Touch Controls - User friendly / easy access Combi modes, programmed recipe library and customized menu option
- Flat Screen Tempered Glass Operational Systems
- ATOSA Combi Smart Cooking - Automated cabinet monitoring to maintain cooking temperature, humidity and load size
- Combi Smart Touch Processes - Programed multi-stage cooking, manual cook, core probe cooking, cook and hold
- 8 Fan Speed Balance Reverse
- Designed for maximum steam saturation and humidity
- Perfect Humidity Control. An automatic system holds or ejects the humidity depending on whether it is too low or too high, maintaining the humidity level set
- Sub-divided Heating System - For maximum recovery
- Smart Touch Rack Timing - For mixed load batch cooking, banquets, buffet and a la carte restaurant service
- USB Storage - Share Combi recipes, programs, and HACCP data with multiple locations and chains
- Wi-Fi Connection - Remotely monitor Combi operating status in real time with fault alarm via tablet or smart phone \*
- Wi-Fi Self Diagnostics Protection - Safety Protections to protect and ensure oven remains in safe working order \*
- Wi-Fi Service Diagnostics - Remote service tech diagnostics and component trouble shooting \*
- 6 Mode Automated Combi Wash - Cleaning based on soil and usage to include automatic shut down and unlock when finished
- Non-Proprietary Chemicals - Combi wash is approved for use of generic liquid professional Combi cleaners and rinse agents that comply with local laws and regulations
- Twin Fill Tanks - Automatic reminder to add cleaner / rinse to tanks when low without always checking at time of cleaning
- Sleek Design - Triple pane glass, condensed footprint, convenient for surface cleaning and maintenance
- Footless Combi' Design - Ergonomic footing for stability, placement and cleanliness
- High-Pressure Coil Wash Hose - Ideal for manual quick flush, quench, rinsing and cabinet quick cleaning

\* Wi-Fi features not yet available - coming soon!



Toll Free: 855-855-0399 Email: info@atosausa.com

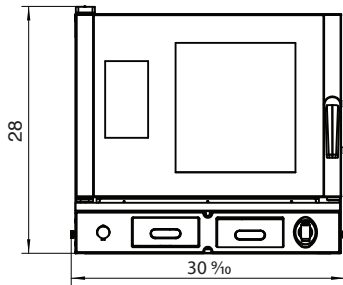
www.atosa.com | www.atosausa.com

California, Colorado, Florida, Georgia, Illinois, New Jersey, Ohio, Texas, Washington

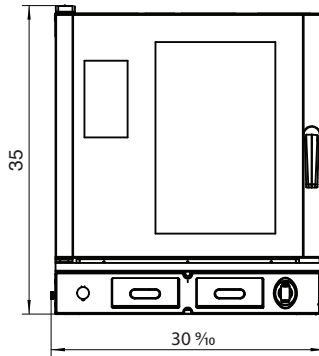
## SPECIFICATIONS

### ATOSA SMART-TOUCH COMBI SPECIFICATIONS

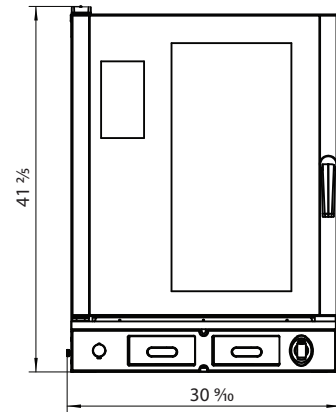
| MODELS             | AEC-0511E   | AEC-0711E   | AEC-1011E                     | AEC-0621E                      | AEC-1021E                       |
|--------------------|---|---|-------------------------------|--------------------------------|---------------------------------|
| Capacity           | 5ea 1/2 Sheet Pan or 5ea GN   | 7ea 1/2 Sheet Pan or 7ea GN   | 10ea 1/2 Sheet Pan or 10ea GN | 6ea Full Sheet Pan or 12 ea GN | 10ea Full Sheet Pan or 20 ea GN |
| Shelf              | 5   | 7   | 10                            | 6                              | 10                              |
| Volts              | 208   | 208   | 208                           | 208                            | 208                             |
| Phase              | 3   | 3   | 3                             | 3                              | 3                               |
| Amp Draw (Min/Max) | 21/28   | 33/40   | 40/63                         | 38/62                          | 63/97                           |
| Breaker            | 30A   | 40A   | 65A                           | 65A                            | 100A                            |
| KW                 | 7.5 - 9.9   | 11.9-15   | 15.4-19.5                     | 14.6-19.3                      | 22.5-28.8                       |
| Nema               | L15-30P / L15-30R   | HBL8452C / 8450FR   | Hardwire                      | Hardwire                       | Hardwire                        |
| NEMA Plug          |  |  | No                            | No                             | No                              |
| NEMA Receptical    |  |  | No                            | No                             | No                              |
| Dimension (WxDxH") | 30 x 34 x 28"   | 30 x 34 x 35"   | 30 x 34 x 41"                 | 35 x 42 x 36"                  | 35 x 42 x 48"                   |
| Weight (lbs)       | 188   | 209   | 238                           | 298                            | 375                             |
| Weight Capacity    | Total = 198#<br>39# Per Shelf   | Total = 273#<br>39# per Shelf   | Total = 390#<br>39# per Shelf | Total = 390#<br>65# Per Shelf  | Total = 650#<br>65# Per Shelf   |



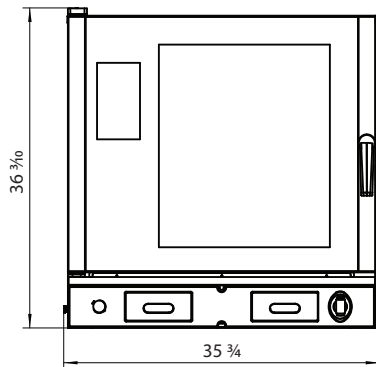
AEC-0511E



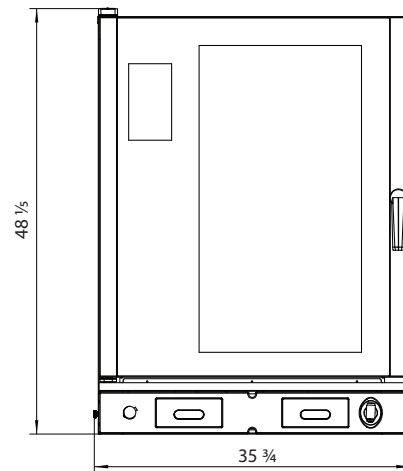
AEC-0711E



AEC-1011E



AEC-0621E



AEC-1021E